

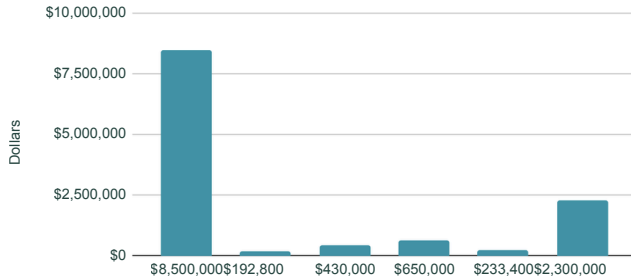
Washington Food Hub Network Analytics Dashboard

Total WFHN Sales
\$12,306,200

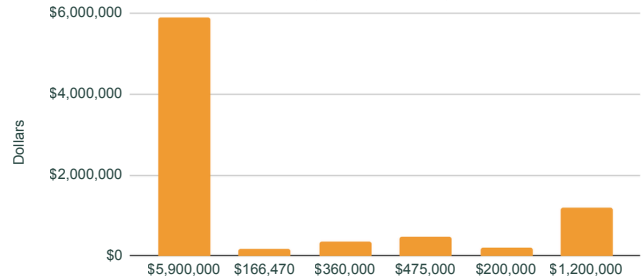
Total Sales to School Districts
\$500,000+
Total Producer Members
334

Total Payments to Food Producers
\$8,301,470
Total Sales to Food Access Orgs
\$3,208,900

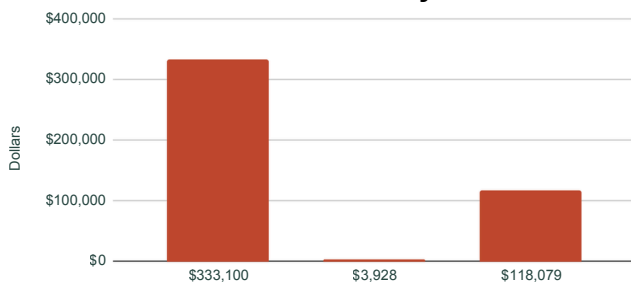
Sales by Hub



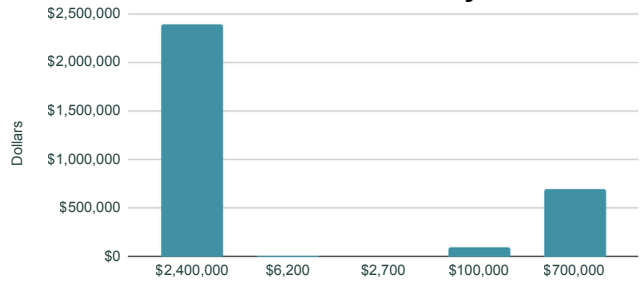
Producer Payments by Hub



School District Sales by Hub



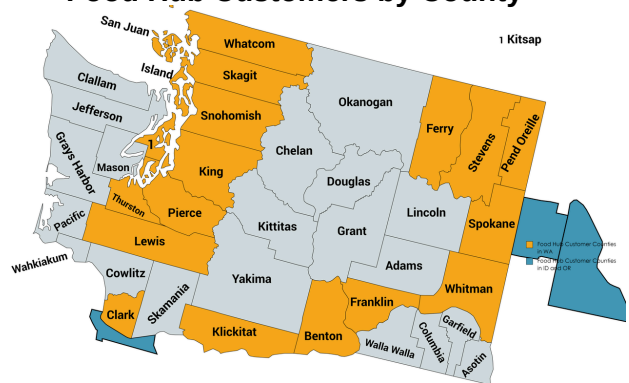
Food Access Sales by Hub



Food Hub Producers by County



Food Hub Customers by County



Washington Food Hub Network Analytics Dashboard 2022

Total 2022 WFHN Sales
\$12.3 million

Total Payments to Food Producers
\$8.3 million

Total Sales to Food Access Orgs
\$3.2 million

Total Sales to School Districts
\$500,000+

Total Producer Members
334+

Participating Hubs:

- Puget Sound Food Hub
- San Juan Islands Food Hub
- Whidbey Island Grown
- SW Washington Food Hub
- Local Inland Northwest Cooperative

About Food Hubs

Food hubs provide aggregation, distribution, and marketing for source-identified food products from regional food producers. They are often farmer-owned cooperatives.



School District Sales
\$506,000

Food Hubs provided the aggregation, distribution, and technical support necessary to get food from the field to the cafeteria effectively for **31** school districts in 2022.

Total Producer Payments
\$8,301,500

Food Hubs allowed over **334** farmers and food producers to expand their market reach, enter new markets, and access more customers.

Food Access Org Sales
\$3,208,900

Food Hubs made farm to food bank a reality by supporting **57** food aid orgs with aggregation, distribution, and technical support services in 2022..

Food Hub Producers by County



Food Hub Customers by County



Find out more!

